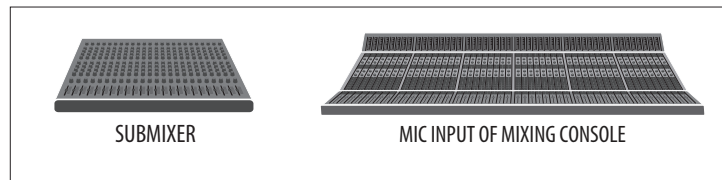
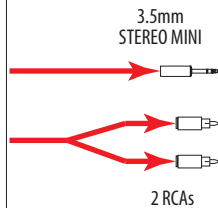
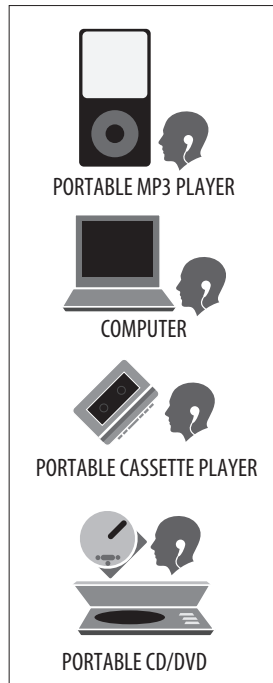



APPLICATION INFORMATION

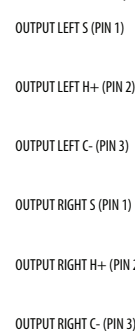
UNBALANCED STEREO HEADPHONE-LEVEL SIGNAL SOURCE



SIGNAL PATH
MICROPHONE CABLE (Balanced) ———
SPEAKER CABLE (Unbalanced) ———



6 POLE BARRIER STRIP (REAR OF PLATE)



CONTROLS:

AUDIO INPUT:

3.5 mm stereo mini phone jack accepts signals from unbalanced headphone-level sources such as MP3/CD/DVD players and computer audio cards.

STEREO/MONO SWITCH:

Miniature toggle-type switch provides input summing to combine stereo sources for mono output for applications where stereo operation is not required.

L/R: RCA phono-type jackwired in parallel to the STEREO mini input.

GROUND LIFT:

Miniature toggle-type switch used to reduce hum and buzz by eliminating ground loops and providing proper grounding for various situations. Breaks connection point between input and output electrostatic shields.

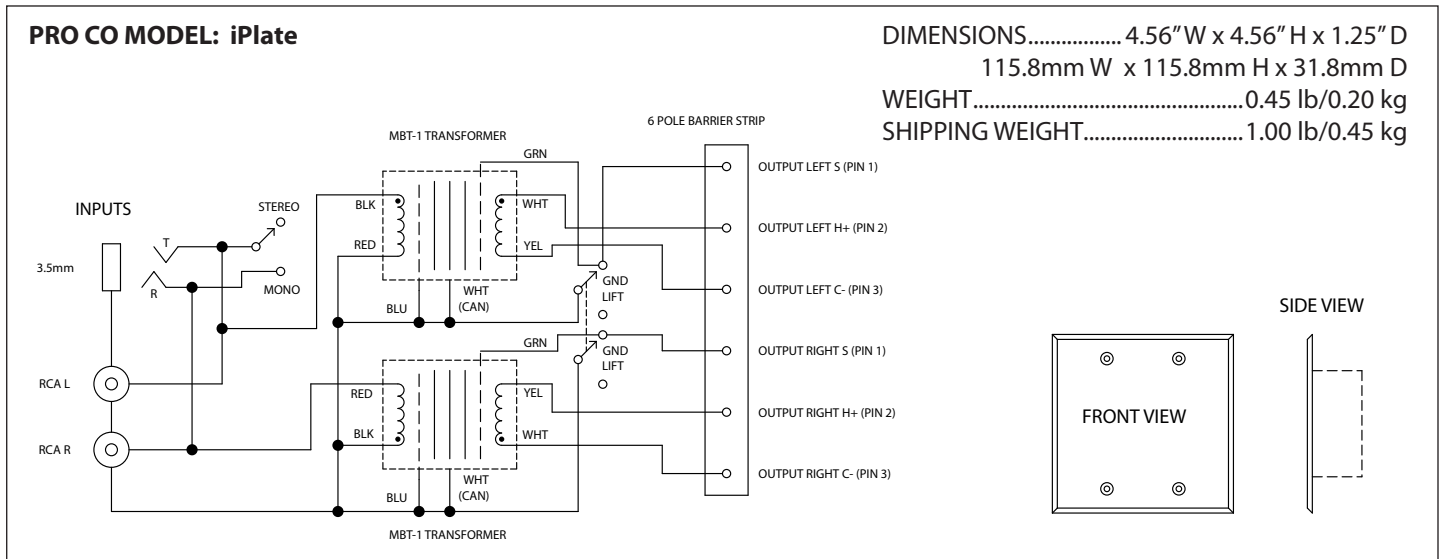
NOTES:

1. inputs of the iPlate Portable Audio Player Interface unit are intended for unbalanced stereo headphone-level sources. **It is not intended for line-level sources such as the right and left line-level outputs of a Cassette, CD or CD/DVD player.** Pro Co manufactures several TradeTools devices that will correctly interface balanced or unbalanced line-level sources with professional mixing consoles. Please consider a Pro Co DB1, DB2, AV1A or IT1 as a solution for your interface depending upon your specific application.

2. L/R BALANCED OUTPUTS located on the 6 pole barrier strip on the back of the plate are connected to microphone input of house P.A. mixer or recording console.

3. GND/LIFT switch settings assume the mixer is also the central ground reference point for the system. **For safety reasons all equipment should be equipped with 3-wire AC power cords and plugged into properly grounded receptacles.** Use of the GND/LIFT switch should minimize hum and buzz. If GND/LIFT switch seems non-functional, check wiring of cable plugged into the LO-Z OUTPUT. A cable with a jumper between pin 1 and the connector shell will defeat the GND/LIFT switch.

CIRCUIT DIAGRAM:



Other TradeTools™ Products from Pro Co

- AV1A Audio/Video Interface Unit
- AVP1 Wallplate Format Audio/Video Interface Unit
- AVP1V Wallplate Format Audio/Video Interface Unit with Input Level Control
- DB1 Professional Direct Box
- DB2 Professional Stereo Direct Box
- DB4A Rackmount Quad Direct Box
- DBA1 Professional Active Direct Box
- HJ4P Professional Stereo headphone Junction Box
- HJ6 Headphone Junction Box
- iFace Portable Audio Player Interface
- iGate Universal Audio Gateway
- iPlate Wallplate Format Portable Audio Player Interface
- iRack Rackmount Portable Audio Player Interface
- IT1 Isolation Transformer Unit

- IT4A Rackmount Quad Isolation Transformer Unit
 - IT8A Rackmount 8-ch. Isolation Transformer Unit
 - LS82 Rackmount 8-ch. 1:2 Line Level Splitter
 - MC2 Microphone Combiner
 - MS2 1:2 Microphone Splitter
 - MS3 1:3 Microphone Splitter
 - MS42A Rackmount Quad 1:2 Microphone Splitter
 - MS43A Rackmount Quad 1:3 Microphone Splitter
 - MS82 Rackmount 8-ch. 1:2 Microphone Splitter
 - MS82P Rackmount 8-ch. 1:2 Phantom Power Microphone Splitter
 - MS83 Rackmount 8-ch. 1:3 Microphone Splitter
 - MS83P Rackmount 8-ch. 1:3 Phantom Power Microphone Splitter
 - Switch Witch Powered Monitor Selector
- ... plus our full line of audio cabling, snakes!