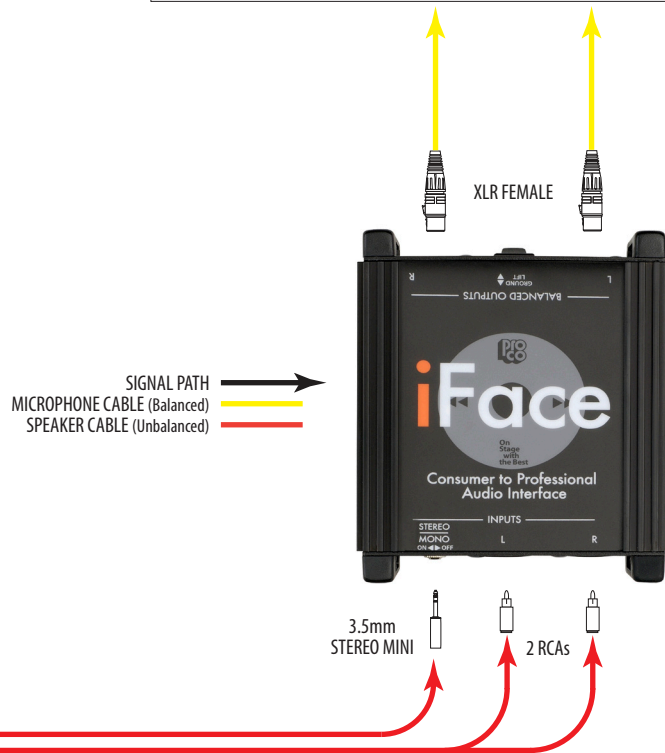
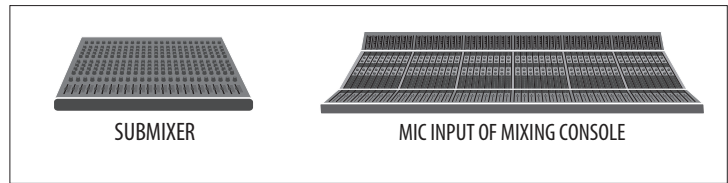
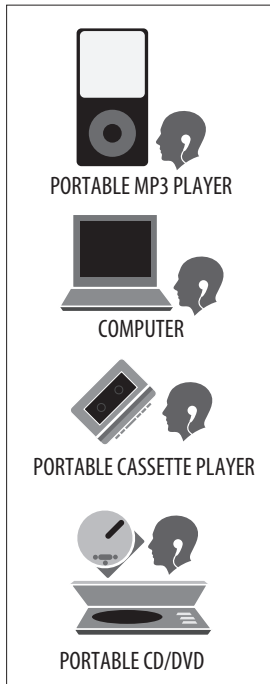


## APPLICATION INFORMATION

### UNBALANCED STEREO HEADPHONE-LEVEL SIGNAL SOURCE



SIGNAL PATH  
MICROPHONE CABLE (Balanced) ———→  
SPEAKER CABLE (Unbalanced) ———→

## CONTROLS:

### STEREO INPUT:

3.5mm (1/8") mini phone jack accepts signals from unbalanced stereo headphone sources including desktop and laptop computers and portable audio players such as MP3 and \*CD/DVD players.

### LEFT/RIGHT INPUTS:

Recessed RCA phono jacks wired in parallel to the STEREO mini input. Intended for signals from unbalanced stereo headphone sources including desktop and laptop computers and portable audio players such as MP3 and \*CD/DVD players.

### MONO SWITCH:

Rocker switch provides input summing to combine stereo sources for mono output for applications where stereo operation is not required.

### L/R BALANCED OUTPUTS:

Male 3-pin XLR-type connector provides balanced floating low-impedance output (pin 2 hot). Connect to mixing board microphone channel input. Recommended load impedance: >1.0 kohm.

### GND/LIFT:

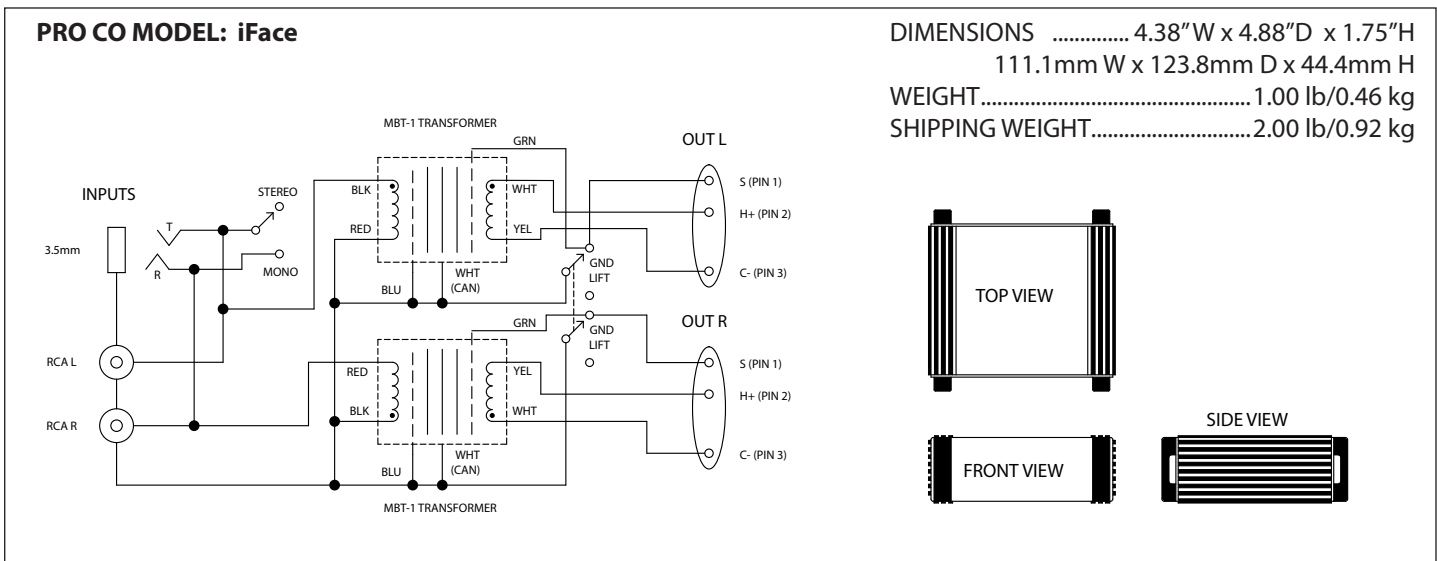
GND position connects INPUT and LO-Z OUTPUT grounds together. LIFT position "floats" LO-Z OUTPUT. Used to reduce hum and buzz by eliminating ground loops and providing proper grounding for various conditions.

\* See Note 1 on next page.

**NOTES:**

- inputs of the iFace Portable Audio Player Interface unit are intended for unbalanced stereo headphone-level sources. **It is not intended for line-level sources such as the right and left line-level outputs of a Cassette, CD or CD/DVD player.** Pro Co manufactures several TradeTools devices that will correctly interface balanced or unbalanced line-level sources with professional mixing consoles. Please consider a Pro Co DB1, DB2, AV1A or IT1 as a solution for your interface depending upon your specific application.
- L/R BALANCED OUTPUTS are connected to microphone input of house P.A. mixer or recording console.
- GND/LIFT switch settings assume the mixer is also the central ground reference point for the system. **For safety reasons all equipment should be equipped with 3-wire AC power cords and plugged into properly grounded receptacles.** Use of the GND/LIFT switch should minimize hum and buzz. If GND/LIFT switch seems non-functional, check wiring of cable plugged into the LO-Z OUTPUT. A cable with a jumper between pin 1 and the connector shell will defeat the GND/LIFT switch.

**CIRCUIT DIAGRAM:**



**Other TradeTools™ Products from Pro Co**

- |  |   |
|--|---|
| AV1A Audio/Video Interface Unit  | IT4A Rackmount Quad Isolation Transformer Unit              |
| AVP1 Wallplate Format Audio/Video Interface Unit                           | IT8A Rackmount 8-ch. Isolation Transformer Unit             |
| AVP1V Wallplate Format Audio/Video Interface Unit with Input Level Control | LS82 Rackmount 8-ch. 1:2 Line Level Splitter                |
| DB1 Professional Direct Box  | MC2 Microphone Combiner                                     |
| DB2 Professional Stereo Direct Box   | MS2 1:2 Microphone Splitter                                 |
| DB4A Rackmount Quad Direct Box   | MS3 1:3 Microphone Splitter                                 |
| DBA1 Professional Active Direct Box  | MS42A Rackmount Quad 1:2 Microphone Splitter                |
| HJ4P Professional Stereo headphone Junction Box                            | MS43A Rackmount Quad 1:3 Microphone Splitter                |
| HJ6 Headphone Junction Box   | MS82 Rackmount 8-ch. 1:2 Microphone Splitter                |
| iFace Portable Audio Player Interface                                      | MS82P Rackmount 8-ch. 1:2 Phantom Power Microphone Splitter |
| iGate Universal Audio Gateway  | MS83 Rackmount 8-ch. 1:3 Microphone Splitter                |
| iPlate Wallplate Format Portable Audio Player Interface                    | MS83P Rackmount 8-ch. 1:3 Phantom Power Microphone Splitter |
| iRack Rackmount Portable Audio Player Interface                            | <b>... plus our full line of audio cabling, snakes!</b>     |
| IT1 Isolation Transformer Unit   |   |



Pro Co Sound  
 225 Parsons Street | Kalamazoo, MI 49007  
 800-253-7360

» [www.procosound.com](http://www.procosound.com)