

PINOUT

DESCRIPTION:

Pinout for Pro Co ConcertMaster 37-pin Cable/Panel-mount male multipin connectors (TLDC37LM01, TLDC37PM02) Rear pinout view shown.

NOTE: This is also the front view for female connectors.

ABBREVIATIONS:

- S = Shield
- + = Hot (+)
- = Cold (-)

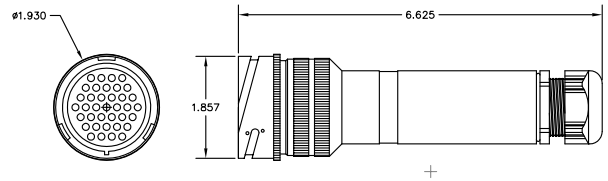
STANDARD PREP LENGTHS:

| Channel # | Length |
|-----------|--------|
| 1 - 8 | 2-5/8" |
| 9 - 16 | 1-7/8" |
| 17 - 24 | 3" |
| 25 - 32 | 1-1/2" |

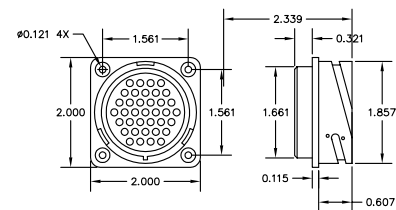
37-PIN TOURLINE MULTIPIN CONNECTOR PART NUMBERS:

| PART NUMBER | DESCRIPTION |
|-------------|---|
| TLDC37LF06 | Female, Cable mount, w/Locking ring, Dust cap |
| TLDC37PF26 | Female, Panel mount, w/Locking ring, Dust cap |
| TLDC37LM01 | Male, Cable mount, Dust cap |
| TLDC37PM02 | Male, Panel mount, Dust cap |

All Tourline multipin connectors are delivered pre-populated with solder-type contacts. Replacement contacts and tools are available from Pro Co. Please contact 800-253-7360 for assistance.

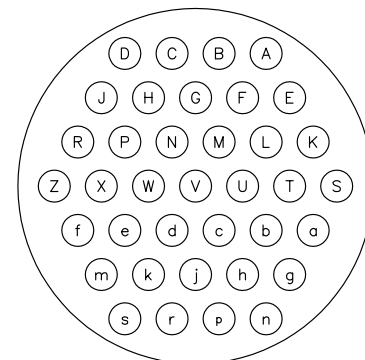


TL-37-LM01: 37 PIN MALE CABLE MOUNT CONNECTOR



TL-37-PM02: 37 PIN MALE PANEL MOUNT CONNECTOR

REAR VIEW



TL-37-PM02: 37 PIN MALE CONNECTOR

| CHANNEL PINOUT | | | |
|----------------|---|---|---|
| CHANNEL | + | - | S |
| 1 | E | F | A |
| 2 | B | C | G |
| 3 | H | J | D |
| 4 | S | T | K |
| 5 | L | M | U |
| 6 | V | W | N |
| 7 | P | R | X |
| 8 | a | b | g |
| 9 | c | d | j |
| 10 | e | f | m |
| 11 | n | p | h |
| 12 | r | s | k |