

# PINOUT

## DESCRIPTION:

Pinout for Pro Co ConcertMaster 25-pin Cable/Panel-mount female multipin connectors (TLDC25LF06, TLDC25PF26) Rear pinout view shown.

NOTE: This is also the front view for male connectors.

## ABBREVIATIONS:

- S = Shield
- + = Hot (+)
- = Cold (-)

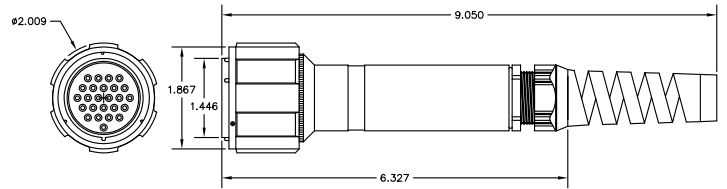
## STANDARD PREP LENGTHS:

| Channel # | Length |
|-----------|--------|
| 1 - 8     | 2-5/8" |
| 9 - 16    | 1-7/8" |
| 17 - 24   | 3"     |
| 25 - 32   | 1-1/2" |

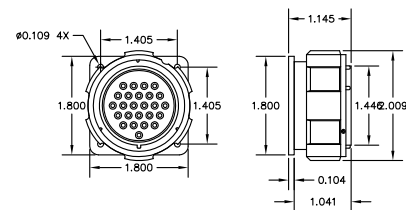
## 25-PIN TOURLINE MULTIPIN CONNECTOR PART NUMBERS:

| PART NUMBER | DESCRIPTION                                   |
|-------------|---|
| TLDC25LF06  | Female, Cable mount, w/Locking ring, Dust cap |
| TLDC25PF26  | Female, Panel mount, w/Locking ring, Dust cap |
| TLDC25LM01  | Male, Cable mount, Dust cap                   |
| TLDC25PM02  | Male, Panel mount, Dust cap                   |

All Tourline multipin connectors are delivered pre-populated with solder-type contacts. Replacement contacts and tools are available from Pro Co. Please contact 800-253-7360 for assistance.

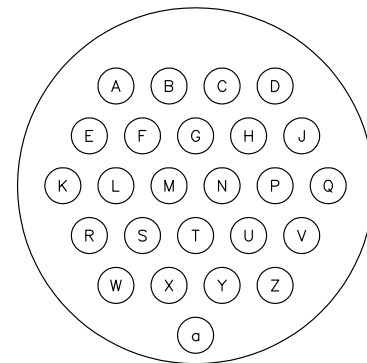


TL-25-LF06: 25 PIN FEMALE CABLE MOUNT CONNECTOR



TL-25-PF26: 25 PIN FEMALE PANEL MOUNT CONNECTOR

### REAR VIEW



TL-25-PF26: 25 PIN FEMALE CONNECTOR

| CHANNEL PINOUT |   |   |   |
|----------------|---|---|---|
| CHANNEL        | + | - | S |
| 1              | A | E | F |
| 2              | G | C | B |
| 3              | D | H | J |
| 4              | M | L | K |
| 5              | Q | P | N |
| 6              | W | S | R |
| 7              | T | X | Y |
| 8              | Z | V | U |